

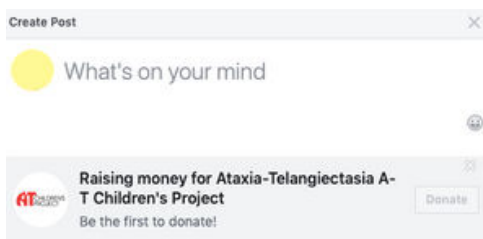
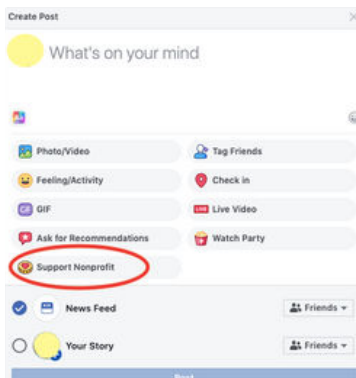
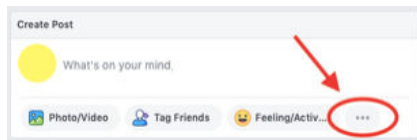


FUNDRAISING WITH FACEBOOK

DONATE BUTTON

Start on your Newsfeed or Timeline as if you are going to make a post. Select the far right button "... " to open more options.

Click "Support Nonprofit." Search Ataxia-Telangiectasia A-T Children's Project. That's it!



FUNDRAISER

Start on your Newsfeed. On the left, click Fundraisers.

Then, click "Raise Money"- it's a green button. Select Non-Profit and then "Ataxia-Telangiectasia A-T Children's Project."

Fill in details about your goal.

Give your fundraiser a title.

Answer "Why are you raising money?" What personally connects you to A-T?

Pick a cover photo. It will need to be a wide and long photo. (Feel free to copy our Facebook cover image.)

Click "Create"!