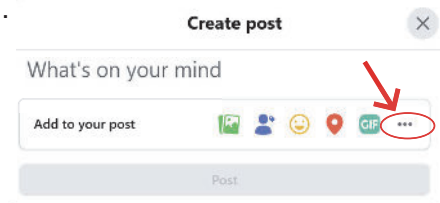


HOW TO FUNDRAISE WITH FACEBOOK

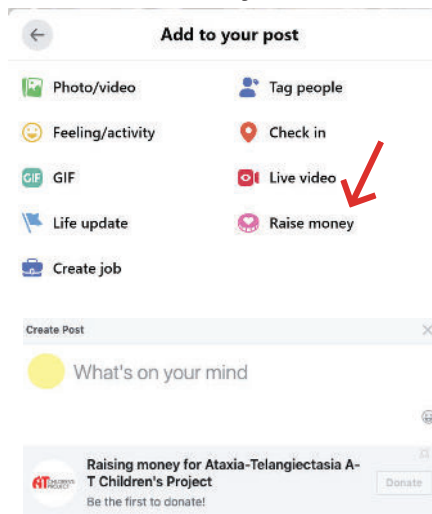
You can choose one or both options below!

HOW TO ADD A DONATE BUTTON TO YOUR POST

- 1 Start on your Newsfeed or Timeline as if you are going to make a post.
- 2 Select the far right button "... " to open more options.



- 3 Click "Raise money" and search Ataxia-Telangiectasia Children's Project.



HOW TO CREATE A FACEBOOK FUNDRAISER

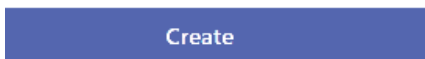
- 1 From your desktop, visit facebook.com/fundraisers
- 2 On the left side of your screen, you should see the below button. Select this button to begin fundraising.



- 3 Search "Ataxia-Telangiectasia A-T Children's Project" as your chosen nonprofit.



- 4 Follow the prompts to set up your page. Then, click "Create." Once your fundraiser is created, you can start sharing it with friends and family to fundraise!



**THANK YOU SO MUCH FOR CHOOSING TO BECOME
A FACEBOOK FUNDRAISER!**

QUESTIONS? EMAIL US AT FUNDRAISING@ATCP.ORG.