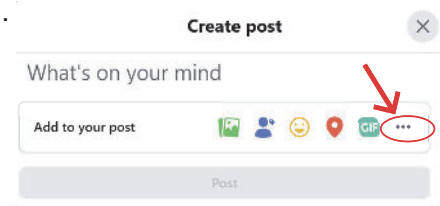


HOW TO FUNDRAISE WITH FACEBOOK

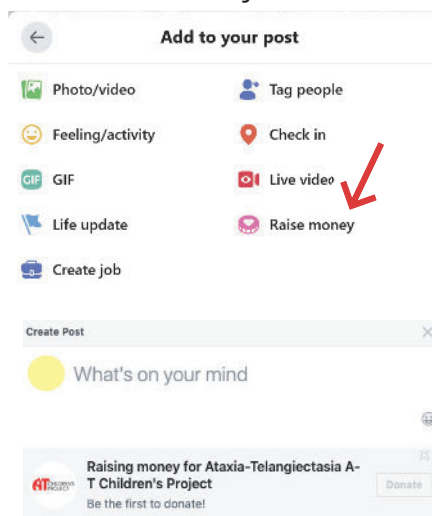
You can choose one or both options below!

HOW TO ADD A DONATE BUTTON TO YOUR POST

- 1 Start on your Newsfeed or Timeline as if you are going to make a post.
- 2 Select the far right button "... " to open more options.



- 3 Click "Raise money" and search Ataxia-Telangiectasia Children's Project.



HOW TO CREATE A FACEBOOK FUNDRAISER

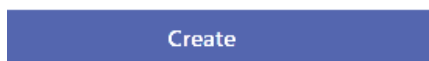
- 1 From your desktop, visit facebook.com/fundraisers
- 2 On the left side of your screen, you should see the below button. Select this button to begin fundraising.



- 3 Search "Ataxia-Telangiectasia A-T Children's Project" as your chosen nonprofit.



- 4 Follow the prompts to set up your page. Then, click "Create." Once your fundraiser is created, you can start sharing it with friends and family to fundraise!



THANK YOU SO MUCH FOR CHOOSING TO BECOME A FACEBOOK FUNDRAISER!

QUESTIONS? EMAIL US AT FUNDRAISING@ATCP.ORG.